
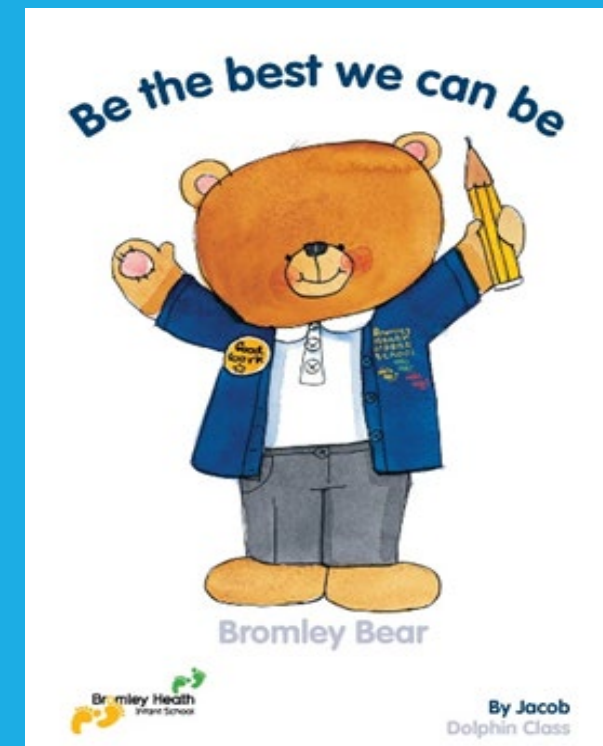


# WELCOME TO YEAR 1!



2023-2024






# YEAR 1



- In Lion class Mrs Jenkins teaches Monday-Wednesday and Mrs Griffiths teaches Thursday and Friday.



- In Penguin class Miss Lee teaches Monday-Friday.
- Mrs Woodhill, Mrs Christofides and Mrs Henderson will be working in both classes throughout the week. Mrs Withey, Mrs Grieve and Mrs Williams will be our SEN TA's in Lion Class.



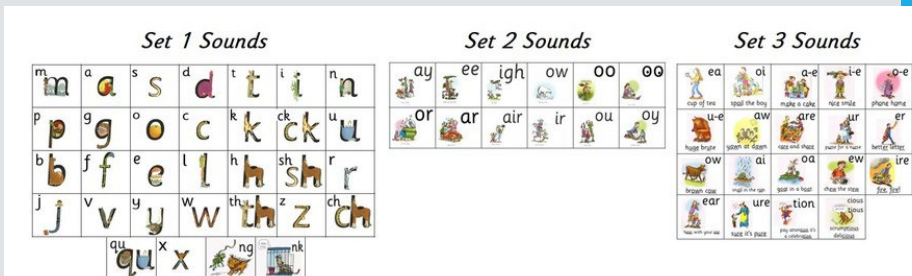
# GENERAL INFORMATION

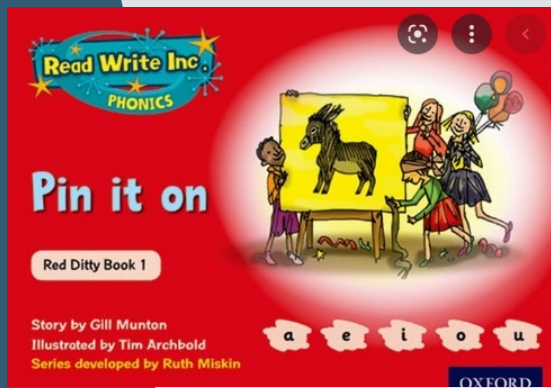


- Book change days are Monday. Children will put their old books in a basket and put their two new books from their drawer into their book bag. We encourage independence with this task.
- P.E. will be on Tuesday and Friday, children will wear P.E. kit to school on these days.
- Spellings will start in term 2 and will be sent home in their home learning diaries at the end of the previous term.
- Parent consultations- Wednesday 18<sup>th</sup> and Thursday 19<sup>th</sup> October.


# PHONICS READ WRITE INC

- You will receive our Year 1 Friday email including the sounds we have recapped/taught each week.
- We are recapping sounds taught in reception at the moment. We will soon move on to set 3 sounds.
- We kindly ask you not to pre teach new sounds, we will let you know when these have been taught via our email.
- Please let us know at the end if you haven't got the set 1 and 2 sounds on a sound mat from reception.
- In June there will be a government assessment called the Phonics Screening check where children need to read 40 words (some real and some alien). Encouraging children to spot the special friends, Fred talk and then read the word really helps with them to be successful in this check. We will give you more information about it closer to the time.







# GUIDED READING IN SCHOOL WITH READ WRITE INC



- .
- We are building on the brilliant reading/phonics lessons that your child received in reception. They gave them such a great foundation!
- A typical week of reading in year 1 will look like this:
  - children go to different adults depending on their phonic knowledge.
  - children are taught a new sound 3-4 times a week (Tues, Wed, Thurs, Fri) meaning Monday is spent introducing their new guided reading book.
  - during this lesson the children will review speed sounds already learnt, read green words (special friends, fred talk, read the word), revisit speedy green words where we are hoping children will know these either using 'Fred in your head' or recognising them for 'speedy reading'.
  - children work in partners to decode text.



# READING WITH YOUR CHILD AT HOME USING READ WRITE INC



Day 1- all about words- reading the title, reading green words at the front of the book, spotting special friends, Fred talk and read the word. Red words. Introducing the story and making predictions.

Day 2- Recapping green words, speedy words and red words. Use Fred in your head for green words. Reducing Fred talk to develop 'speedy reading.' Children's first read of the story. Adult reads aloud the story back to them.


Day 3- Recapping green words, speedy words and red words. Speedy reading. Children's second read. Thinking and talking about the story- using the pictures, begin to explore expression (being a story teller!).

Day 4- Recapping green words, speedy words and red words. Children's third read- fluent reading with expression. Answering comprehension questions about the story- fastest finger or have a think.


Day 5, 6 and 7 Ditty sheets.

We encourage all children to start at the beginning of a sentence when they Fred talk a word to help develop fluency. It would be really helpful if you could encourage this at home too.





# READING WITH YOUR CHILD AT HOME USING READ WRITE INC



- you might think children are reading books that are very easy for them but we are purposefully teaching to build fluency and this is a chance for you to celebrate and champion their storytelling at home.
- At the end of Year 2 children are expected to read 90 words per minute which is why we are building the 'speedy reading' and their fluency in Year 1.
- On our Year 1 Friday email the title of your child's book will be sent home so you can access this online as ebooks.

## READING WITH YOUR CHILD AT HOME USING READ WRITE INC

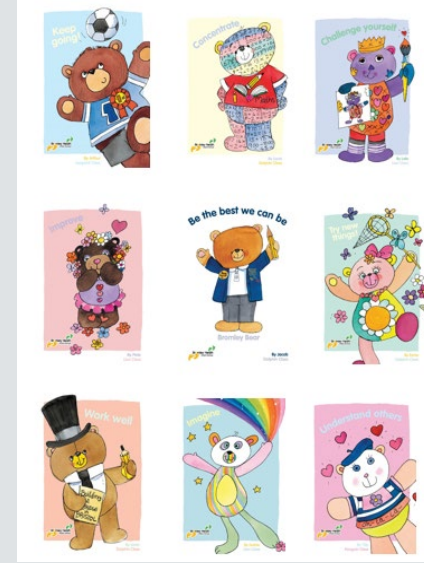


- It's really important for children to read every day at home in a calm positive environment to champion their learning at school. It only takes 5-10 minutes at the best time for your child.
- The reading challenge has been launched this week and the stamp chart is in the back of your child's home learning diary.
- We will check these each Monday and if they have read 5 times from the previous Monday-Sunday they will get a stamp. Once they have received 6 stamps they will get a certificate.
- In order to develop higher reading skills with your child it is really helpful to discuss what is happening, talk about the characters, why are they doing the things they do and see if your child can they make links with their own experiences and other books.





# BETTER BEHAVIOUR



- We teach behaviour and routines explicitly and the beginning of the year and recap this relentlessly throughout the year in order for your child to be the best they can be and do their best learning every day.
- Ask your child if they have been on the recognition board at the end of each day. You can help us by being relentless with good manners at home and practising pick, play and put away.
- We award a star of the day each day for following our 3 golden rules- **Being respectful, Being ready to learn, Walking Proudly.**
- We award 2 learning bear certificates and a star of the week in our Friday celebration assembly.
- If children are not following our school rules, there are consequences in the order of:  
a reminder, 1<sup>st</sup> warning, 2<sup>nd</sup> warning and then time out. After time out there will be a restorative conversation between the child and adult. You will be informed if a time out happens to your child.

