

# WELCOME TO YEAR 1!



2023-2024

# THE YEAR 1 TEAM



**Miss Lee**



**Mrs Jenkins**



**Mrs Griffiths**


# THE YEAR 1 TEAM



**Mrs Woodhill**



**Mrs Henderson**



**Mrs Christofides**



**Mrs Withey**



**Mrs Williams**



# WHAT WILL STAY THE SAME AS EYFS?

Play projects

Daily phonics


Daily maths lessons

Story time

Topic input

Lunch times

Assembly



# WHAT WILL CHANGE IN YEAR 1?

- Reading books
- They will be changed on a Monday
- Please keep the way you record in their diaries the same, it makes it really easy for us to count your child's reads. We will collect these in on Mondays too.
- PE days are tbc
- Throughout the year the way we teach the whole curriculum will develop and evolve appropriately for our children. We will follow closely the way of EYFS to begin our year but as the year progresses and the children are more responsive to increasingly formal methods of learning this will be incorporated in our timetable.

# YEAR 1 TERMLY TOPIC MAPS

Termly Topic Maps will be uploaded to our class pages at the start of each new term to give you an overview of what will happen in each subject, including our WOW and Time To Shine.

## Art

We will be exploring colour, mixing colours and the use of line, form and shape in our art work. We will be looking at a range of self portraits for inspiration and then creating our own self portraits looking closely at our features.

## Time to shine

To celebrate all our hard work parents will be invited to share our learning during an open afternoon.

## Wow event

A mystery guest will be visiting our classes.

## PE

### Real PE

We will be following the Real PE scheme which is developing skills and agility through a story based approach.

## Geography

Thinking about the physical and human features around us in our school and the local area, we will use these to create and read maps. We will also learn about the 4 countries in the United Kingdom.

## Where am I?

The Bog Baby  
by Jeanne Willis  
and  
A Stroll Through The Seasons  
by Kay Barnham



RE- Who is a Christian and what do they believe?  
PSHE- Feeling safe and special. Being part of a class. Rights and responsibilities. rewards and feeling proud.

## Computing

We will learn how to use technology safely and respectfully. We will look at knowing where to go for help when we feel unsafe.

## English

We are looking at stories in familiar settings, using The Bog Baby and A Stroll Through The Seasons as our key texts. We will begin to use simple punctuation to write sentences and begin to learn how to spell the brick words. We will begin to learn set 3 sounds in phonics.

## Maths

We will consolidate our understanding of number, the counting system and place value. We will also work on one more and one less and addition/subtraction with single and double digit numbers.

## Science

We will explore the seasonal changes in our local environment and how the weather changes with these. We will also be looking at the hours of daylight and how these compare through the seasons. Our text A Stroll Through The Seasons will help us explore this.



# WHAT WILL A DAY IN YEAR 1 LOOK LIKE?

8.45-8:50 Doors open.

8:50am Register

8:55 – 9.10am – Phonics sound

9:10-9:20 Play project input

9.20 – 11:30 Play project (Guided reading groups)

11.30 – 12 Whole Maths

11.50 - Story

12.00- Lunch


1.15- Topic input

1.30- Play Project

2:30- Story



2.50- Assembly

3.15 Home time



# ENGLISH

- Each term – 2 key text a fiction and non fiction to springboard our writing for different genres in our writing.
- These are also picked carefully to immerse our knowledge in the wider curriculum and the topic themes.






# MATHS

- We follow the White Rose maths scheme with our own additions for what each class needs.
- There is an app for children to practise calculation for 1 minute a day to improve their fluency and embedding skills.
- We will give detailed information about maths and how we teach it in year 1 at our curriculum evening early in term 1

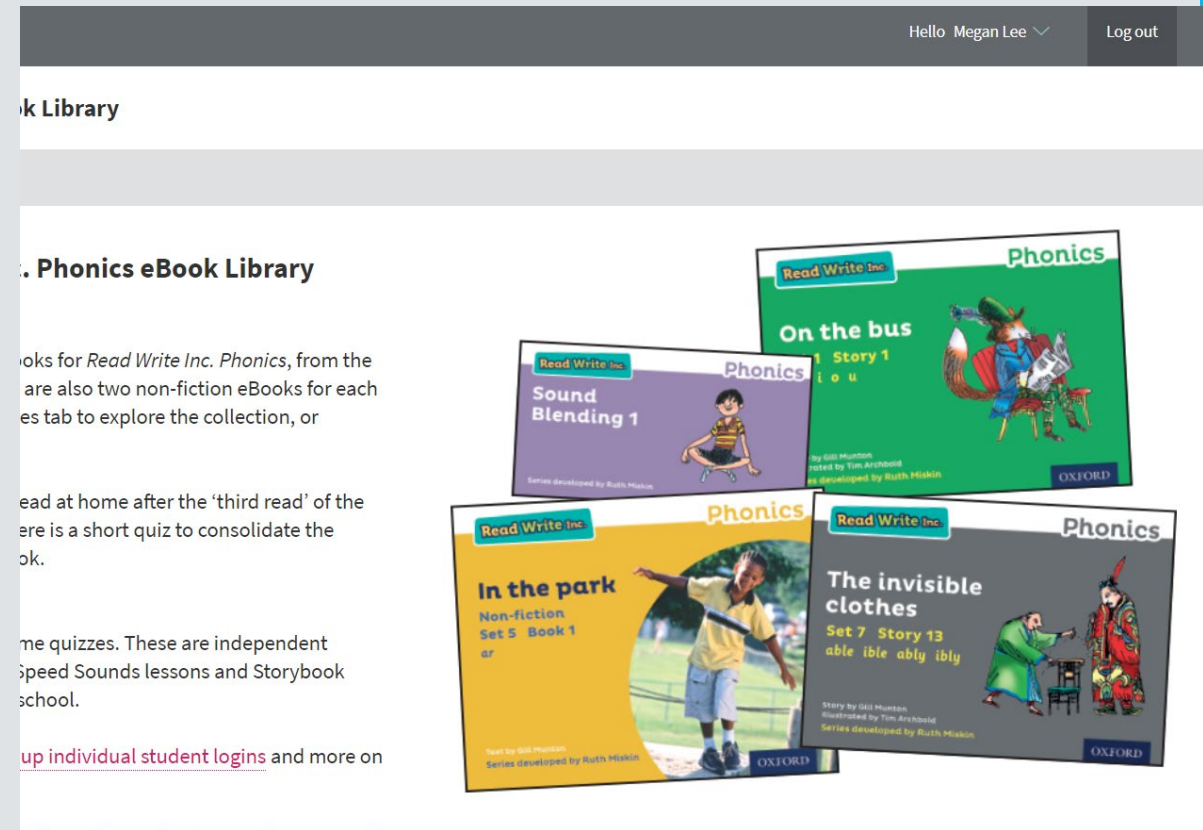
## Check out these 7 top reasons for using 1-Minute Maths!

1. Excellent practice — and no distractions.
2. A clear, intuitive process that children pick up straight away.
3. No login or internet access needed. Just download and play.
4. Enjoyable and motivating... How many can they get correct in one minute?
5. Helpful hints match those used in class.
6. Brilliant for building number fluency and confidence.
7. It's **FREE!**



# GUIDED READING

- Children will continue Guided Reading lessons like they had in EYFS. We will continue to assign books to each group and you can find these on Oxford Owl.
- We will give you more information regarding Y1 phonics and Guided Reading in Term 1.



# PHONICS SCREENING

- Children will have the phonics screening check at the end of the school year in June. It is a national test to see if they can apply their phonics knowledge to reading real and alien words.

voo



jound



terg



fape



# LEARNING BEARS



- These are the learning behaviours that the children have already met and will continue to use.
- These are tied in with our marking and clapping assembly certificates.
- Children get to hold the bear that they have shown the attributes of and receive a sticker to wear home.





## Bromley Heath Infant School Secrets to Successful Learning

At Bromley Heath Infants we use our learning bears to help us to 'be the best that we can be'. Each bear reminds us of ways to be a good learner.



### Try New Things Bear says ...



- Successful people are always trying new things.
- Try lots of new things and enjoy them but when you find something you love, you get energy.
- Find something to be good at.

### Imagine Bear says...



- Be creative and use your imagination to think of useful ideas.
- Think lots and lots and make your ideas come to life.
- Make 'Happy Mistakes' your ideas may be useful for something else.

### Work Well Bear says...



- If you want to be really good at something there are no short cuts.
- Work is good and it helps you get better.
- Find friends who like to work well too.

### Improve Bear says...



- Always try to make things better.
- Great things come from small changes.
- Always do your best.
- Don't rush take care and think about your work

### Concentrate Bear says...



- To get good at something you need to concentrate.
- Learn to 'Tune Out' distractions.
- Be clear about what you are doing.
- Find out what helps you to concentrate.

### Understand Others Bear says...



- Be helpful to others.
- If you want to understand others ask them.
- Reflect and try to see both sides.

### Challenge Yourself Bear says...



- To be really successful you need to keep going.
- Set yourself a target.
- Become a fear fighter.

### Keep Going Bear says...



- Successful people don't give up.
- Develop 'Stickability' and bounce back.
- Learn from mistakes.
- Keep going even when you have reached your goals.

# HOW YOU CAN HELP AT HOME

- Reading- If children read 5 times at home (from Monday-Sunday) they will receive a stamp in the back of their diaries. Please use one page for each week, the same as in EYFS.
- Phonics – your child will bring home the phonics they are learning each week ( video/ email)
- Red words – your child will bring home the red words at the beginning of each term. Please practise these when reading to help your child develop their key word knowledge.
- Spellings- These are started in term 2 with our red/brick words. New spellings are given in home learning diaries at the beginning of each term. There are 10 to learn each week and assessed on a Friday in a small quiz.
- Super Maths Facts- These are also stuck into home-school diaries at the beginning of alternate terms.

# FINALLY...

- Please come in and see us after school if you have any worries or questions.  
Don't wait for parents evening 😊
- Thank you for coming. 😊